

PQ10

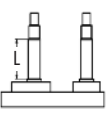
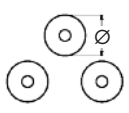
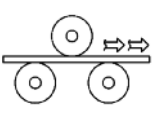
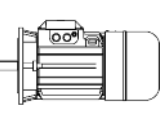

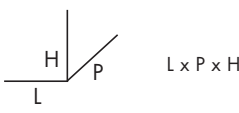
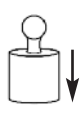


CNC-i Plus






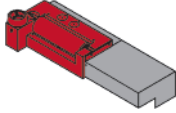
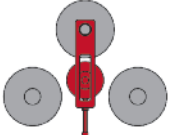
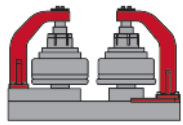
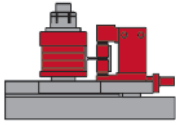



ALPHA 500

DATI TECNICI - TECHNICAL DATA - DONNEES TECHNIQUES - TECHNISCHE DATEN - DATOS TECNICOS





















						
mm 1.150	mm 830	min ⁻¹ 1- 2,5 -5,3	kW 90	H ¹ cm 151 H ² cm 125	AI Open cm 415x580x425 AI Closed cm 300x580x425	kg 70.000

ACCESSORI - ACCESSORIES - ACCESSOIRES - AUSRUSTUNG - UTILLAJES

				
ST	SP	RT	RO	RQ
S	R	R	R	R
				
AIH	QR	SI	HE	ARC 50
S	R	S	R	R

S = STANDARD R = OPTIONAL

CAPACITA' MASSIME - MAXIMUM PERFORMANCES - PRESTATIONS MAXIMALES - HOCHLEISTUNGEN - CAPACIDADES MAXIMAS

POSITION	mm	W _{e1} (cm ²)	R. mm	S - R	POSITION	mm	W _{e1} (cm ²)	R. mm	S - R
	450 x 50 470 x 60	1.687 2.209	4.000 11.600	ST ST - SI		IPN 550	349	2.500	ST - SI
	200 240	1.333 2.304	5.000 8.000	ST ST - SI		HEA 450 HEA 550	2.896 4.146	12.000 14.000	ST - HE ST - HE - SI
	250 x 250 x 28	433,4	4.200	ST - SI		HEB 400 HEB 500	2.884 4.287	10.000 12.000	ST - HE ST - HE - SI
	250 x 250 x 28	433,4	4.200	ST - SI - AIH		IPE 550 IPE 600	2.441 3.069	11.000 13.000	ST - HE ST - HE - SI
	400	102	2.500	ST - SI		IPN 500 IPN 550	2.750 3.610	10.000 12.000	ST - HE ST - HE - SI
	400	102	2.500	ST - SI		406,4 x 12,5 (16" gas) 457 x 12,5 (18" gas)	1.478 1.888	7.000 11.000	RT RT - SI
	UPN 350 UPN 400	734 1.020	8.200 9.800	ST - HE ST - HE - SI		280 300	2.155 2.651	5.000 7.000	RT RT - SI
	HEA 800 HEA 900	842,6 903,2	4.000 4.800	ST ST - SI		400 x 300 x 16 500 x 300 x 20	1.889 2.935	6.000 8.500	ST/RQ ST/RQ - SI
	HEB 800 HEB 900	993,6 1.054	4.000 4.800	ST ST - SI		400 x 300 x 16 500 x 300 x 16	2.204 3.270	9.000 10.000	ST/RQ ST/RQ - SI
	IPE 600 IPE 750 x 196	307,9 610,1	2.500 4.100	ST ST - SI		400 x 16 400 x 20	2.965 3.573	7.200 10.500	ST/RQ ST/RQ - SI

I dati riportati sono puramente indicativi e suscettibili di variazioni senza preavviso, quindi non possono essere ritenuti vincolanti. / Les informations données sont approximatives et elles peuvent varier sans préavis. Tout ça signifie que ces informations ne sont pas engageantes. / The data are merely indicative and they can vary without notice, so they cannot be considered as binding. / Die Angaben sind ganz approximativ und können ohne vorherige Benachrichtigung geändert werden und daher sind nicht verbindlich. / Los datos citados tienen que ser considerados como puramente indicativos y pueden cambiar sin previo aviso. Por lo tanto, no seran un vinculo.

TAURING
DIVISION OF
TaurinGroup

AZIENDA CERTIFICATA ISO 9001 - CERTIFIED COMPANY ISO 9001 - USINE CERTIFIEE ISO 9001
BESCHEINIGTE FIRMA ISO 9001 - EMPRESA CERTIFICADA ISO 9001

TAURING S.p.A.

ITALY - 10040 LEINI (Torino) - Via Lombardore, 314

Infoline (39) 011.99.77.111 • E-mail: info@tauringroup.com • <http://www.tauringroup.com>