



PQ10

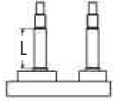
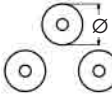
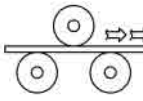
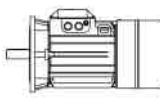
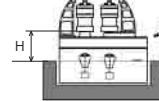
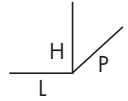
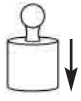


CNC-i






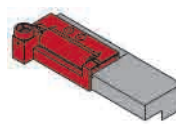
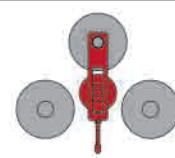
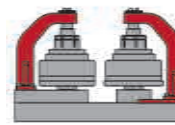
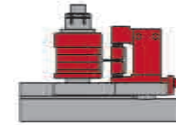



ALPHA 300

DATI TECNICI - TECHNICAL DATA - DONNEES TECHNIQUES - TECHNISCHE DATEN - DATOS TECNICOS





















						
mm 1.000	mm 680	min ⁻¹ 1 - 5	kW 52	Hcm 142	AI Open cm 340x450x370 AI Closed cm 250x450x370	kg 38.000

ACCESSORI - ACCESSORIES - ACCESSOIRES - AUSRUSTUNG - UTILLAJES

				
ST	SP	RT	RO	RQ
S	R	R	R	R
				
AIH	QR	SI	HE	ARC 50
S	R	S	R	R

S = STANDARD R = OPTIONAL

CAPACITA' MASSIME - MAXIMUM PERFORMANCES - PRESTATIONS MAXIMALES - HOCHLEISTUNGEN - CAPACIDADES MAXIMAS

POSITION	mm	W _{el} (cm ³)	R. mm	S - R	POSITION	mm	W _{el} (cm ³)	R. mm	S - R
	300 x 35 300 x 60	525 900	3.200 4.800	ST ST - SI		IPN 550	349	3.000	ST - SI
	130 175	366,17 893,23	3.800 4.100	ST ST - SI		HEA 260 HEA 340	836,4 1.678	4.800 7.000	ST - HE ST - HE - SI
	200 x 200 x 26 250 x 250 x 28	252,7 433,4	2.100 4.800	ST SP - SI		HEB 240 HEB 300	938,3 1.678	4.200 6.000	ST - HE ST - HE - SI
	200 x 200 x 26 250 x 250 x 28	252,7 433,4	2.100 4.800	ST - AIH SP - SI - AIH		IPE 360 IPE 450	903,6 1.500	5.100 8.000	ST - HE ST - HE - SI
	UPN 400	102	4.100	ST - SI		IPN 340 IPN 400	923 1.460	4.800 7.000	ST - HE ST - HE - SI
	UPN 400	102	4.100	ST - SI		273 x 12 (10" gas) 323,9 x 10 (12" gas)	615 751	4.000 4.600	RT RT - SI
	UPN 280 UPN 320	448 679	6.000 8.000	ST - HE ST - HE - SI		150 200	331 785	3.900 4.700	RT RT - SI
	HEA 650	781,6	3.000	ST - SI		260 x 180 x 12 400 x 200 x 16	559 1.181	3.900 4.200	ST/RQ ST/RQ - SI
	HEB 650	932,3	3.200	ST - SI		250 x 150 x 12 300 x 200 x 12,5	572 951	3.900 4.400	ST/RQ ST/RQ - SI
	IPE 600	307,9	3.500	ST - SI		200 x 12 260 x 16	516 1.157	3.900 4.900	ST/RQ ST/RQ - SI

I dati riportati sono puramente indicativi e suscettibili di variazioni senza preavviso, quindi non possono essere ritenuti vincolanti. / Les informations données sont approximatives et elles peuvent varier sans préavis. Tout ça signifie que ces informations ne sont pas engageantes. / The data are merely indicative and they can vary without notice, so they cannot be considered as binding. / Die Angaben sind ganz approximativ und können ohne vorherige Benachrichtigung geändert werden und daher sind nicht verbindlich. / Los datos citados tienen que ser considerados como puramente indicativos y pueden cambiar sin previo aviso. Por lo tanto, no seran un vinculo.

TAURING

AZIENDA CERTIFICATA ISO 9001 - CERTIFIED COMPANY ISO 9001 - USINE CERTIFIEES ISO 9001
BESCHEINIGTE FIRMA ISO 9001 - EMPRESA CERTIFICADA ISO 9001

TAURING S.p.A.

ITALY - 10040 LEINI (Torino) - Via Lombardore, 314
Infoline (39) 011.99.77.111 • Fax (39) 011.99.77.190
E-mail: info@tauringroup.com • http: www.tauringroup.com

DIVISION OF
Tauringroup